

DOMO Mini Guide



Semaphore and Position LED Indicators Series CR and PI

Body/Cut-out ø16mm
Round Head ø24mm
Square Head 24x24mm



Semaphore and position LED indicators with Faston terminals (HD16/24 CR and HD16/24 PI). Heads shape round and square. Head projection type A Protruding, type B Flush Mounting.



PD FL PC NC TR

Power supply

AC/DC 024 Vac/dc - 048 Vac/dc - 130 Vac/dc

Alternating Current 240 Vac

Direct Current 220 Vdc

Other power supplies on request

Semaphore and Position LED Indicators Series CR and PI

Body/Cut-out ø22mm
Round Head ø30mm
Square Head 30x30mm



Semaphore and position LED indicators with Faston terminals (HD22/30 CR and HD22/30 PI) or Screw terminals (TV22/30 CR and TV22/30 PI). Heads shape round and square. Head projection type A Protruding, type B Flush Mounting.



PD FL PC NC TR LT 2C-2LT

Power supply

AC/DC 024 Vac/dc - 048 Vac/dc - 130 Vac/dc

Alternating Current 240 Vac

Direct Current 220 Vdc

Other power supplies on request

Semaphore and Position LED Indicators Series CR and PI

Body/Cut-out ø22mm
Round Head ø48mm
Square Head 48x48mm



Big semaphore and position LED indicators with Screw terminals (TV22/48 CR, TV22/48 PI). Heads shape round and square.



PD FL PC NC TR LT

Power supply

AC/DC 024 Vac/dc - 048 Vac/dc - 130 Vac/dc

Alternating Current 240 Vac

Direct Current 220 Vdc

Other power supplies on request

MultiLED display indicator IP40 Series ML

Body/Cut-out ø22mm
Head 30x30mm
LED diffusers: ø5mm



MultiLED indicator (up to 4 LEDs) with customizable layout and tags labels. With Faston terminals (HD22/30 ML), or Screw terminals (TV22/30 ML).



FL TR LT

Power supply

AC/DC 024 Vac/dc - 048 Vac/dc - 130 Vac/dc

Alternating Current 240 Vac

Direct Current 220 Vdc

Other power supplies on request

MultiLED display indicator IP65 Series MLH

Body/Cut-out ø22mm
Head 30x30mm
LED diffusers: ø10mm



MultiLED indicator (up to 3 LEDs) with protection degree IP65. Customizable layout and tags labels, with Faston terminals (HD22/30 MLH), or Screw terminals (TV22/30 MLH).



FL TR

Power supply

AC/DC 024 Vac/dc - 048 Vac/dc - 130 Vac/dc

Alternating Current 240 Vac

Direct Current 220 Vdc

Other power supplies on request

Attention! The effective availability of the options could change between the single products of the same group. Please contact our sales office.

Technical characteristics showed on this brochure can be considered as binding on our confirmation only. DOMO Srl reserves the right to change, amend, modify, suspend, continue or terminate all or any part of the Product range either in an individual case or in general, at any time without notice.

MultiLED display indicator IP54 Series ML

Body/Cut-out $\varnothing 22\text{mm}$
Head $48 \times 48\text{mm}$
LED diffusers: $8 \times 8\text{mm}$



BIG MultiLED (up to 5 LEDs)
indicator with custom and
replaceable labels with Faston
terminals (HD22/48 ML),
or Screw terminals (TV22/48 ML).



Power supply

AC/DC 024 Vac/dc - 048 Vac/dc - 130 Vac/dc
Alternating Current 240 Vac
Direct Current 220 Vdc
Other power supplies on request

Integrated Lamp Test circuit (LT)
to test at any time all LEDs together.

FL TR LT

MultiLED display indicator Three Phases Controller Series ML and MLH

Body/Cut-out $\varnothing 22\text{mm}$
Head $30 \times 30\text{mm}$
Head $48 \times 48\text{mm}$



MultiLED indicator three phases,
Direct power supply 380-400Vac,
with Screw terminals
(IP40 TV22/30 ML30 400,
IP65 TV22/30 MLH30 400,
IP54 TV22/48 ML30 400).



Power supply

Three Phase 380-400Vac

Other colors on request

FL TR

Spherical LED Indicators Series SFT

Body/Cut-out $\varnothing 16\text{mm}$
Head $\varnothing 18\text{mm}$
Head $\varnothing 24\text{mm}$



Spherical LED indicator with
Faston terminals (HD16/18 SFT
and HD16/24 SFT).



Power supply

AC/DC 024 Vac/dc - 048 Vac/dc - 130 Vac/dc
Alternating Current 240 Vac
Direct Current 220 Vdc
Other power supplies on request

FL TR LT

Spherical and Low LED Indicators Series SFT and SLT

Body/Cut-out $\varnothing 22\text{mm}$
Head $\varnothing 30\text{mm}$
LED Lens $\varnothing 20\text{mm}$
LED Lens low $\varnothing 24\text{mm}$



Spherical LED indicator with Faston
terminals (HD22/30 SFT and
HD22/30 SLT), or Screw terminals
(TV22/30 SFT and TV22/30 SLT).



Power supply

AC/DC 024 Vac/dc - 048 Vac/dc - 130 Vac/dc
Alternating Current 240 Vac
Direct Current 220 Vdc
Other power supplies on request

PD FL TR LT B

Big spherical LED Indicator Series SFT

Body/Cut-out $\varnothing 22\text{mm}$
Head $\varnothing 48\text{mm}$
LED diffuser: $\varnothing 39\text{mm}$



Spherical big LED indicator with
Screw terminals (TV22/48 SF).



Power supply

AC/DC 024 Vac/dc - 048 Vac/dc - 130 Vac/dc
Alternating Current 240 Vac
Direct Current 220 Vdc
Other power supplies on request

PD FL TR LT B

Attention! The effective availability of the options could change between the single products of the same group. Please contact our sales office.

Technical characteristics showed on this brochure can be considered as binding on our confirmation only. DOMO Srl reserves the right to change, amend, modify, suspend, continue or terminate all or any part of the Product range either in an individual case or in general, at any time without notice.

Extra bright LED Indicators IP65 Sunlight visibility Series VEB

Body/Cut-out ø16mm
Head ø18mm
Head ø24mm



Extra bright LED indicator with Faston terminals (HD16/18 VEB and HD16/24 VEB). Visibility even with sunlight thanks to the powerful Cluster LED. High vandal resistance.



Power supply

AC/DC 024 Vac/dc - 048 Vac/dc - 130 Vac/dc

Alternating Current 240 Vac

Direct Current 220 Vdc

Other power supplies on request



FL TR

Extra bright LED Indicators IP65 Sunlight visibility Series VEB

Body/Cut-out ø22mm
Head ø30mm
LED Lens ø26mm



Extra bright LED indicator with Faston terminals (HD22/30 VEB) and Screw terminals (TV22/30 VEB). Visibility even with sunlight thanks to the powerful Cluster LED. High vandal resistance.



Power supply

AC/DC 024 Vac/dc - 048 Vac/dc - 130 Vac/dc

Alternating Current 240 Vac

Direct Current 220 Vdc

Other power supplies on request



PD FL TR LT

LED Beacon Lights Series PHR

Body/Cut-out ø16mm
Head ø24mm
LED diffuser: ø19mm



Beacon LED Light with Faston terminals (HD16/24 PHR). 360° visibility thanks to the powerful Cluster LED.




Power supply

AC/DC 024 Vac/dc - 048 Vac/dc - 130 Vac/dc

Alternating Current 240 Vac

Direct Current 220 Vdc

Other power supplies on request



FL TR

LED Beacon Lights Series PHR

Body/Cut-out ø22mm
Head ø30mm
LED diffuser: ø23mm



Beacon LED Light with Screw terminals (TV22/30 PHR). 360° visibility thanks to the powerful Cluster LED.



Power supply

AC/DC 024 Vac/dc - 048 Vac/dc - 130 Vac/dc

Alternating Current 240 Vac

Direct Current 220 Vdc

Other power supplies on request



PD FL TR LT B

LED Beacon Lights Series PHR

Body/Cut-out ø22mm
Head ø48mm
LED diffuser: ø39mm



Beacon LED Light with Screw terminals (TV22/48 PHR). 360° visibility thanks to the powerful Cluster LED.




Power supply

AC/DC 024 Vac/dc - 048 Vac/dc - 130 Vac/dc

Alternating Current 240 Vac

Direct Current 220 Vdc

Other power supplies on request



PD FL TR LT B

Attention! The effective availability of the options could change between the single products of the same group. Please contact our sales office.

Technical characteristics showed on this brochure can be considered as binding on our confirmation only. DOMO Srl reserves the right to change, amend, modify, suspend, continue or terminate all or any part of the Product range either in an individual case or in general, at any time without notice.

LED Indicators with chromium plated reflector Series M

Body/Cut-out ø22mm
Head ø30mm
LED diffuser ø24mm



LED indicator with chromium plated with Faston terminals (concave reflector HD22 M301 and convex reflector HD22 M302) or with Screw terminals (concave reflector TV22 M301 and convex reflector TV22 M302).



Power supply

AC/DC 024 Vac/dc - 048 Vac/dc - 130 Vac/dc

Alternating Current 240 Vac

Direct Current 220 Vdc

Other power supplies on request

PD FL TR LT

Flat LED display Indicators Series P

Body/Cut-out ø16mm

PT
Head ø24mm

PQ
Head 18x18mm
Head 24x24mm

PC
Head 18x18mm
Head 24x24mm



Round head and round display

(HD16/24 PT with head projection type A Protruding, type B Flush Mounting).

Square head and round display

(HD16/18 PQ, HD16/24 PQ with head projection type A Protruding, type B Flush Mounting).

Power supply

AC/DC 024 Vac/dc - 048 Vac/dc - 130 Vac/dc

Alternating Current 240 Vac

Direct Current 220 Vdc

Other power supplies on request

Square head and square display

(HD16/18 PQ, HD16/24 PQ with head projection type A Protruding, type B Flush Mounting).

Flat LED indicator with Faston terminals.

PT PQ PC



FL TR LT

Flat LED display Indicators Series P

Body/Cut-out ø22mm

PT
Head ø30mm
Head ø48mm

PQ
Head 30x30mm
Head 48x48mm

PC
Head 30x30mm
Head 48x48mm



Round head and round display

(HD22/30 PT, TV22/30 PT, TV22/48 PT with head projection type A Protruding, type B Flush Mounting).

Square head and round display

(HD22/30 PQ, TV22/30 PQ, TV22/48 PQ with head projection type A Protruding, type B Flush Mounting).

Power supply

AC/DC 024 Vac/dc - 048 Vac/dc - 130 Vac/dc

Alternating Current 240 Vac

Direct Current 220 Vdc

Other power supplies on request

Square head and square display

(HD22/30 PQ, TV22/30 PC TV22/48 PC with head projection type A Protruding, type B Flush Mounting).

Flat LED indicator with Faston terminal or Screw Terminal.

PT PQ PC



PD FL TR LT

Attention! The effective availability of the options could change between the single products of the same group. Please contact our sales office.

Technical characteristics showed on this brochure can be considered as binding on our confirmation only. DOMO Srl reserves the right to change, amend, modify, suspend, continue or terminate all or any part of the Product range either in an individual case or in general, at any time without notice.

AmpiLED display Indicators Series HL

Body/Cut-out Ø16mm
Square Head 24x24mm



Large LED indicator with custom and replaceable labels and Faston terminals (HL16 24).
Head projection type A Protruding, type B Flush Mounting.



FL TR LT

Power supply

AC/DC 024 Vac/dc - 048 Vac/dc - 130 Vac/dc

Alternating Current 240 Vac

Direct Current 220 Vdc

Other power supplies on request

AmpiLED display Indicators Series HL

Body/Cut-out Ø16mm
Square Head 48x48mm



Large LED indicator with custom and replaceable labels and Faston terminals (HL16 48).
Head projection type A Protruding, type B Flush Mounting.



FL TR LT

Power supply

AC/DC 024 Vac/dc - 048 Vac/dc - 130 Vac/dc

Alternating Current 240 Vac

Direct Current 220 Vdc

Other power supplies on request

AmpiLED display Indicators Series HL

Body/Cut-out Ø16mm
Square Head 72x72mm



Large LED indicator with custom and replaceable labels and Faston terminals (HL16 72).
Head projection type A Protruding, type B Flush Mounting.



FL TR

Power supply

AC/DC 024 Vac/dc - 048 Vac/dc - 130 Vac/dc

Alternating Current 240 Vac

Direct Current 220 Vdc

Other power supplies on request

Control and Annunciator Panels Series CTR24



Control and Annunciator Panels (CTR24) are the perfect devices for monitoring critical plant alarms. They are designed and assembled upon custom request and they are adaptable to all needs. They are made up by Ø16mm DOMO products: AmpiLED HL, Pushbuttons, Selector Switches and Buzzer Sounds.

Power supply

AC/DC - 15-20mA 024 Vac/dc - 048 Vac/dc - 130 Vac/dc

Alternating Current - 15mA 240 Vac

Direct Current - 9mA 220 Vdc

Other power supplies on request

Alarm System Logica Series Logica



Alarm System Logica (Logica SQ-1) is external and is provided on request. You can connect together more Logics and create a system, depending on the number of Annunciators connected.

Power supply

24 Vcd (10 to 28) - 200 mA

Positive Common (except external lamps)

36 Vcd (30 to 38) - 200 mA

Positive Common (except external lamps)

Outputs

NPN type, 100 mA (horns 250 mA)

Attention! The effective availability of the options could change between the single products of the same group. Please contact our sales office.

Technical characteristics showed on this brochure can be considered as binding on our confirmation only. DOMO Srl reserves the right to change, amend, modify, suspend, continue or terminate all or any part of the Product range either in an individual case or in general, at any time without notice.

LED Lamp BA9s and E10 Series LD



Integrated LED Lamp with BA9s
Bayonet socket (LD BA9s) or
E10 Edison screw socket (LD E10).



Power supply AC/DC

06 Vac/dc - 012 Vac/dc - 028 Vac/dc -
048 Vac/dc - 110-130 Vac/dc - 230 Vac/dc

TR LV B (028V only)

LED Lamp BA7s and MG Series LD



Integrated LED Lamp with BA7s
Bayonet socket (LD BA7s) and
Integrated LED Lamp with Midget
Groove socket (LD MG).



Power supply AC/DC

028 Vac/dc - 048 Vac/dc - 110-130 Vac/dc

LED Lamp T5,5 and T5,5K Series LD



Integrated LED Lamp with
T5.5 Telephone socket
(LD T5,5 and LD T5,5K).



Power supply DC

028 Vdc - 048 Vdc - 130 Vdc

130 not available for T5,5k

LED Lamp BA15d, BA15s, E14 Series LD



Integrated LED Lamp with BA15
Bayonet socket (LD BA15d,
LD BA15s) or E14 Edison screw
socket (LD E14).



Power supply AC/DC

028 Vac/dc - 048 Vac/dc - 110-130 Vac/dc
Alternating Current 240 Vac

12
LED

TR

LED Lamp BA15d ECO, BA15s ECO and E14 ECO Series LD



Integrated LED Lamp with BA15
Bayonet socket (LD BA15d ECO
and LD BA15s ECO) or E14 Edison
screw socket (LD E14 ECO).



Power supply DC

028 Vdc - 048 Vdc

4
LED

TR

Attention! The effective availability of the options could change between the single products of the same group. Please contact our sales office.

Technical characteristics showed on this brochure can be considered as binding on our confirmation only. DOMO Srl reserves the right to change, amend, modify, suspend, continue or terminate all or any part of the Product range either in an individual case or in general, at any time without notice.

Small LED Indicators
Body polycarbonate black
ø8mm
Series VL8

Body/Cut-out ø8mm
Head ø10mm



Small LED indicator with chromium plated concave reflector (VL821) and convex reflector (VL822) with Faston terminals 2,8x0,5.



Power supply
Direct Current

06 Vdc - 012 Vdc - 028 Vdc - 048 Vdc
110-130 Vdc - 230 Vdc
Other power supplies on request



TR B (028V only)

Small LED Indicators
ø8mm
Series H8

Body/Cut-out ø8mm
Head ø10mm



Small LED indicator with truncated lens (H8TT) or spherical lens (H8TS) and Faston terminals 2,8x0,5.



Power supply
Direct Current

06 Vdc - 012 Vdc - 028 Vdc - 048 Vdc
110-130 Vdc - 230 Vdc
Other power supplies on request



TR B (028V only)

Small LED Indicators
ø12mm
Series H12

Body/Cut-out ø12mm
Head ø14mm



Small LED indicator with truncated lens (H12TT) and Faston terminals 2,8x0,5.



Power supply
Direct Current

06 Vdc - 012 Vdc - 028 Vdc - 048 Vdc
110-130 Vdc - 230 Vdc
Other power supplies on request

TR B (028V only)

Pushbuttons
and pilot lights
Ø16mm
Series CD

Body/Cut-out ø16mm
Head 18x18mm



Pushbutton with square head and custom labels (CD16/18 PSM). Opaque pushbutton, illuminated pushbutton, or Pilot Light. Pushbutton operations, Momentary or Latched.



Pushbutton and light head projection type A Protruding, type B Flush Mounting. Pushbuttons and Pilot Lights are mounted on a contact block equipped with a Faston terminals.

Pushbuttons
and pilot lights
Ø16mm
Series CD

Body/Cut-out ø16mm
Head 24x24mm
Head ø24mm



Pushbutton with custom labels. Square head (CD16/24 PS), round head (CD16/24 PR) or square head with guard (CD16/24 PG). Opaque pushbutton, illuminated pushbutton, or Pilot Light.



Pushbutton operations, Momentary or Latched. Pushbutton and light head projection type A Protruding, type B Flush Mounting. Pushbuttons and Pilot Lights are mounted on a contact block equipped with a Faston terminals.

Attention! The effective availability of the options could change between the single products of the same group. Please contact our sales office.

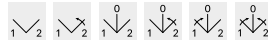
Technical characteristics showed on this brochure can be considered as binding on our confirmation only. DOMO Srl reserves the right to change, amend, modify, suspend, continue or terminate all or any part of the Product range either in an individual case or in general, at any time without notice.

Selector Switches Ø16mm Series CD

Body/Cut-out ø16mm
Head 24x24mm



Knob Selector Switch (CD16/24 S),
Key Selector Switch (CD16/24 K).
Selector functions: Maintained or
Spring return.



Head projection type A Protruding,
type B Flush Mounting.
Knob and Switch selectors are mounted
on a contact block equipped with a
Faston terminals.

Emergency Pushbuttons Ø16mm Series CD

Body/Cut-out ø16mm
Head ø30mm



Momentary Emergency Pushbutton
with mushroom head (CD16 PEM).
Emergency Pushbutton with
mushroom head twist to release
function (CD16 PER).



Emergency Pushbutton with mushroom
head key release function (CD16 PEK).
Emergency Pushbuttons are mounted
on a contact block equipped with
a Faston terminals.

Contact block Ø16mm Series CD



The modular contact and illumination
block, with Faston terminals, for
DOMO Pushbutton and Switches.
The system is made of a base to which
up to 3 elements can be attached:
Open contact, closed contact,
open+closed contact, integrated LED
Lamp, lamp socket with a LED Lamp T5.5.

Power supply

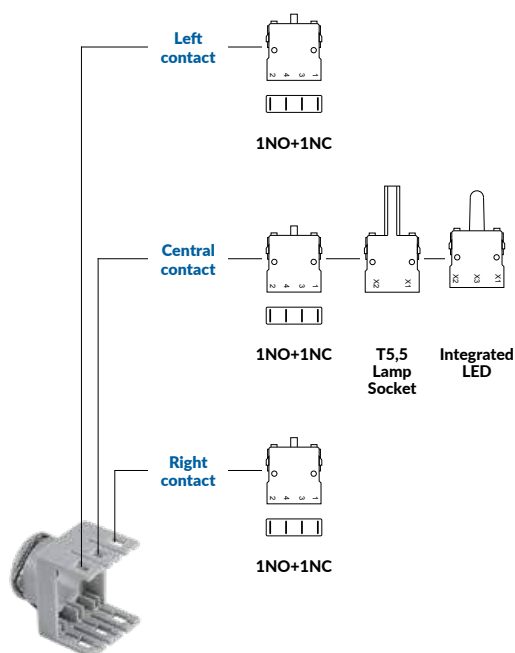
Integrate led power supply

AC/DC 028 Vac/dc - 048 Vac/dc - 130 Vac/dc -
230 Vac/dc


Led Lamp T5,5 power supply

DC 028 Vdc - 048Vdc - 130Vdc

Contact block composition



Available elements



Maximum number of elements per product

Pushbutton	3NO+3NC
Illuminated Pushbutton	2NO+2NC+LED
Knob Selector Switch 2 position	3NO+3NC
Knob Selector Switch 3 position	1NO+1NC for each position
Key Selector Switch 2 position	1NO+1NC for each position
Key Selector Switch 3 position	1NO+1NC for each position
Emergency Pushbutton	3NO+3NC



Attention! The effective availability of the options could change between the single products of the same group. Please contact our sales office.

Technical characteristics showed on this brochure can be considered as binding on our confirmation only. DOMO Srl reserves the right to change, amend, modify, suspend, continue or terminate all or any part of the Product range either in an individual case or in general, at any time without notice.

Pushbuttons Ø22mm Series DX

Body/Cut-out ø22mm
Head ø30mm



Pushbutton with round head and custom labels.
Opaque pushbutton, illuminated pushbutton, Momentary or Latched.
Pushbutton actuator Flush or Extended.



Top covers available in plastic polycarbonate black or chromium plated version.
Pushbuttons are mounted on a contact block equipped with a Screw terminals.

IP67

Double Pushbuttons Ø22mm Series DX

Body/Cut-out ø22mm
Head 30x55mm



Double Pushbutton (DX22 DP), with or without illumination. Pushbutton operation Momentary. Top covers available in plastic polycarbonate black or chromium plated version.



Double Pushbuttons are mounted on a contact block equipped with a Screw terminals.

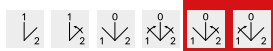
IP65

Knob Selector Switches Ø22mm Series DX

Body/Cut-out ø22mm
Head ø30mm



Knob Selector Switch (DX22 SR), Selector functions: Maintained or Spring return.



Top covers available in plastic polycarbonate black or chromium plated version.
Knob Selector Switches are mounted on a contact block equipped with a Screw terminals.

IP67

Key Selector Switches Ø22mm Series DX

Body/Cut-out ø22mm
Head ø30mm



Key Selector Switch (DX22 KR). Selector functions: Maintained or Spring return.



Key Selector Switch are mounted on a contact block equipped with a Screw terminals.

Buzzers Ø22mm Series DX

Body/Cut-out ø22mm
Head ø30mm



Buzzer with integrated flashing LED in Screw terminals (DX22 BUZZER).



Power supply
AC/DC 028 Vac/dc - 048 Vac/dc - 130 Vac/dc - 240 Vac

Attention! The effective availability of the options could change between the single products of the same group. Please contact our sales office.

Technical characteristics showed on this brochure can be considered as binding on our confirmation only. DOMO Srl reserves the right to change, amend, modify, suspend, continue or terminate all or any part of the Product range either in an individual case or in general, at any time without notice.

Emergency Pushbuttons Ø22mm Series DX

Body/Cut-out ø22mm
Head ø40mm



Momentary Emergency Pushbutton with mushroom head (DX22 PEM). Emergency Pushbutton with mushroom head twist to release function (DX22 PER). Emergency Pushbutton with mushroom head pull to release function (DX22 PET).

Emergency Pushbutton with mushroom head key release function (DX22 PEK).
Emergency Pushbuttons are mounted on a contact block equipped with a Screw terminals.



Contact block Ø22mm Series DX



The modular contact and illumination block, with Screw terminals, for DOMO Pushbutton, Switches and Emergency Pushbutton.

The system is made of a base to which up to 3 elements can be attached: open contact, closed contact, lamp socket ready for BA9s lamp.

Led Lamp BA9S power supply
AC/DC 6 Vac/dc - 12 Vac/dc - 28 Vac/dc - 48 Vac/dc
110-130 Vac/dc - 230 Vac/dc

Available elements



Base



NO



NC



BA9S lamp socket

Attention! The effective availability of the options could change between the single products of the same group. Please contact our sales office.

Technical characteristics showed on this brochure can be considered as binding on our confirmation only. DOMO Srl reserves the right to change, amend, modify, suspend, continue or terminate all or any part of the Product range either in an individual case or in general, at any time without notice.

Contact block Ø22mm
maximum blocks combinations

Pushbuttons

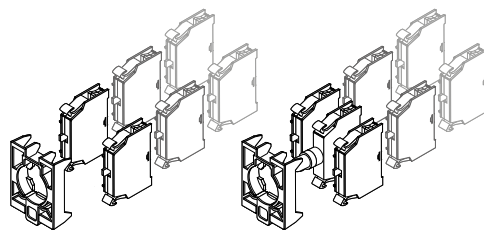


Not illuminated

Left	Center	Right
3	-	3

Illuminated

Left	Center	Right
3	LED	3



Double Pushbuttons

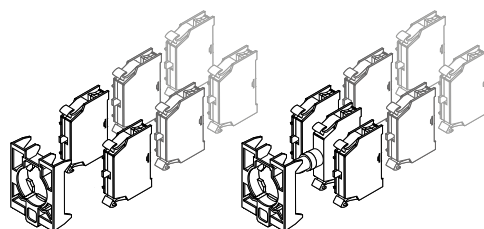


Not illuminated

Left	Center	Right
3	-	3

Illuminated

Left	Center	Right
3	LED	3



Knob Selector Switches

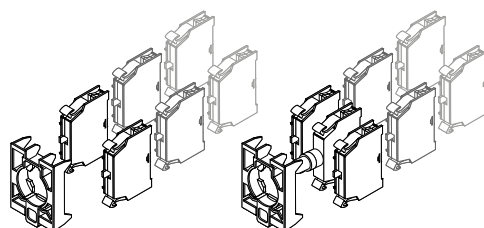


Not illuminated

Left	Center	Right
3	-	3

Illuminated

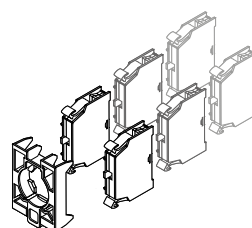
Left	Center	Right
3	LED	3



Key Selector Switches



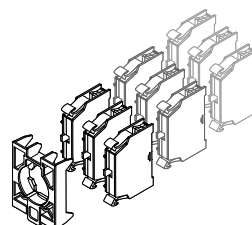
Left	Center	Right
3	-	3



Emergency Pushbuttons



Left	Center	Right
3	3	3



Attention! The effective availability of the options could change between the single products of the same group. Please contact our sales office.

Technical characteristics showed on this brochure can be considered as binding on our confirmation only. DOMO Srl reserves the right to change, amend, modify, suspend, continue or terminate all or any part of the Product range either in an individual case or in general, at any time without notice.

All in one
Series Ai1

AI1 STANDARD (AI1 3F)
Standard version: with flashing LEDs,
limit interlock switch, auxiliary contacts.
Additional option: Buzzer sound



AI1 FULL (AI1 3F LED)
Complete version: with flashing LEDs,
limit interlock switch, auxiliary contacts
and powerful LED light.
Additional option: Buzzer sound



AI1 LIGHT (AI1 LED)
LED light version.

Flashing signalling
device for
electric panels.

Accessories
and spare parts

Round label holder



Square label holder

Fastener for type B
elementsReducer ring from Ø22mm to
Ø16mm or Ø30mm to Ø22mm

Labels



Protective slides




Tightening tool

Contact ring filler
for Pushbutton
Switches' central
contactLamp extractor
compatible with:
BA9s, BA7s, T5.5,
T5.5k, MGTransparent cover guard
for Emergency
PushbuttonsTransparent cover guard
for Emergency Mushrooms,
with or without padlockWall mounting bracket
compatible with Light
Beacon, Stack Light,
base for tube and base
for Ø22mm indicatorsBase for tube and tube
for Ø22mm indicatorsBase for Ø22mm Light
Beacon Indicators and
Stack Light Indicators

Attention! The effective availability of the options could change between the single products of the same group. Please contact our sales office.

Technical characteristics showed on this brochure can be considered as binding on our confirmation only. DOMO Srl reserves the right to change, amend, modify, suspend, continue or terminate all or any part of the Product range either in an individual case or in general, at any time without notice.

How to read the Mini Guide



Option Captions

- | | |
|--|---|
| PD Inbuilt Diode to avoid reverse feeding | LT Integrated Lamp Test facility |
| FL Flying Leads | 2C-2LT Double Input and Double Lamp Test |
| PC Positive Common | B Blinking light |
| NC Negative Common | CL Smooth lens |
| TR Tropicalization | LV GP Low Voltage Glow Protection |

Color Captions

- | | | | |
|--|---|---|---|
| ● Red | ● White | ■ Red/Green | ● Black/Buzzer |
| ● Green | ● Black | ■ Red/Yellow | ● Red/Buzzer |
| ● Yellow | ● Red/Green | ■ Green/Yellow | ● RGB |
| ● Amber | ● Red/Green/Yellow | ■ Red/Red | ■ Red/Green/Yellow |
| ● Blue | | ■ Green/Green | |

Attention! The effective availability of the options could change between the single products of the same group. Please contact our sales office.

Technical characteristics showed on this brochure can be considered as binding on our confirmation only. DOMO Srl reserves the right to change, amend, modify, suspend, continue or terminate all or any part of the Product range either in an individual case or in general, at any time without notice.

Distributed in Australia by:
Transtech Electronic Controls Pty Ltd
Perth & Melbourne
www.transtech.com.au

**DOMO S.r.l.**

Via Leone Tolstoj, 34
20098 San Giuliano Milanese (MI)
ITALY

 +39 02 98240540
 +39 02 9848601
 info@domo.it
www.domo.it



LED Indicators



LED Lamps



Pushbutton Switches



Switchgears



Control and Annunciator Panels



Safety and Light



Mosaic Mimic Panels