

Series ML - $\varnothing 22$ mm

Product range

Three Phases Controller

TV22/30 ML3 400

Head 30x30mm
Cut-out $\varnothing 22$
LEDs: $\varnothing 5$ mm
Weight 23g



IP40

TV22/30 MLH3 400

Head 30x30mm
Cut-out $\varnothing 22$
LED diffusers: $\varnothing 10$ mm
Weight 20g



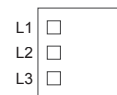
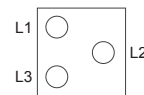
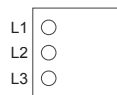
IP65

TV 22/48 ML3 400

Head 48x48mm
Cut-out $\varnothing 22$
LED diffusers: 8x8mm
Weight 37g



IP54



Standard

Supply Voltage

TV22/30 ML3 400
400TV22/30 MLH3 400
400TV22/48 ML3 400
400

LEDs colors

L1 ● Red

L2 ● Red

L3 ● Red

FL TR

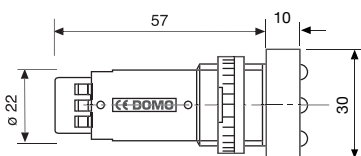
FL TR

FL TR

Dimensions and wiring series ML - $\varnothing 22$ mm

TV22/30 ML

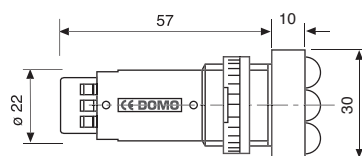
Dimensions mm 1:2



board thickness 10 mm
clamping: threaded nut

TV22/30 MLH

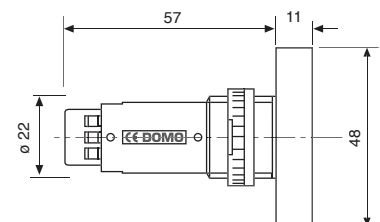
Dimensions mm 1:2



board thickness 10 mm
clamping: threaded nut

TV22/48 ML

Dimensions mm 1:2



board thickness 10 mm
clamping: threaded nut

Screw terminal 14 AWG - 2,5mmq

Standard

